








LEGEND

-  Power Line
-  Gas Line
-  Sewer Line
-  Water Line
-  Force Main
-  Rail
-  Not Certified

Clinton Park Corporate Center III

200.546 acres
Topographical Map

